



# The Hill Center

## Student/School Profile 2009 - 2010 First Semester

### Student Population Statistics

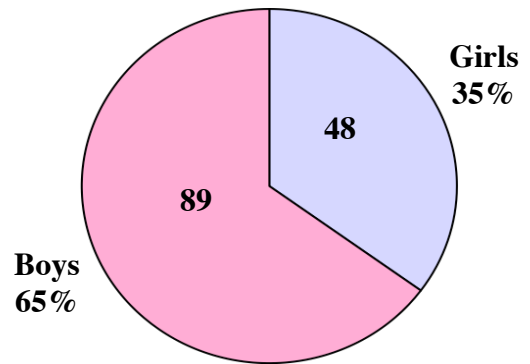
Total number of students = 137  
 New = 44 (32% of current students)  
 Re-enrolled = 93 (68% of current students;  
 62% of last year's students, excluding seniors)

1-5 = 40 29%  
 6-8 = 32 23%  
 9-12 = 65 48%

AM Program = 82  
 PM Program = 55

3 Hour Students = 114  
 2 Hour Students = 18  
 1 Hour Students = 5

Girls = 48 35%  
 Boys = 89 65%  
 Students of Color = 31 23%



### School Statistics

Total Number of Schools Served = 53

	<u>Number of Students</u>	<u>Percentage of Students</u>
Public Schools = 45	107	78%
Private Schools = 7	20	15%
Home schools	10	7%

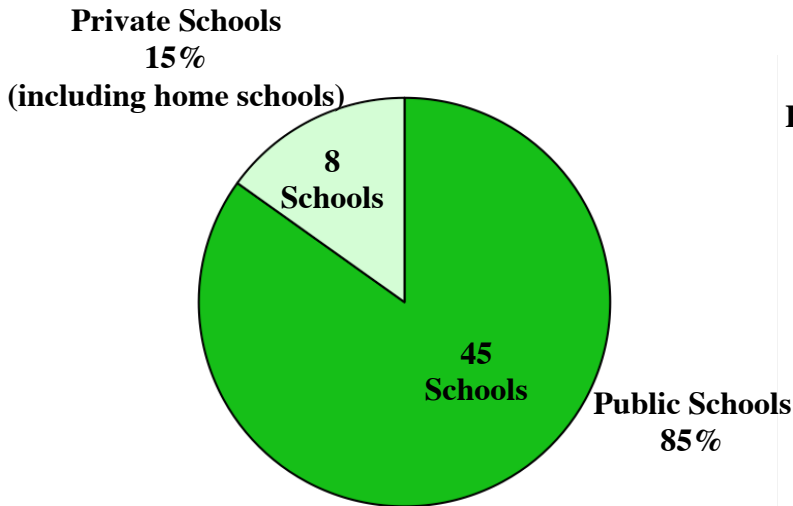
### Public Schools

<u>School Division</u>	<u>Number of Schools</u>	<u>Number of Students</u>	<u>Percentage of Students</u>
Chapel Hill-Carrboro	15	59	43%
Durham Public Schools	19	35	26%
Wake County	6	9	7%
Orange County	3	3	2%
Chatham County	1	1	1%
Alamance County	1	1	1%

**Private Schools**

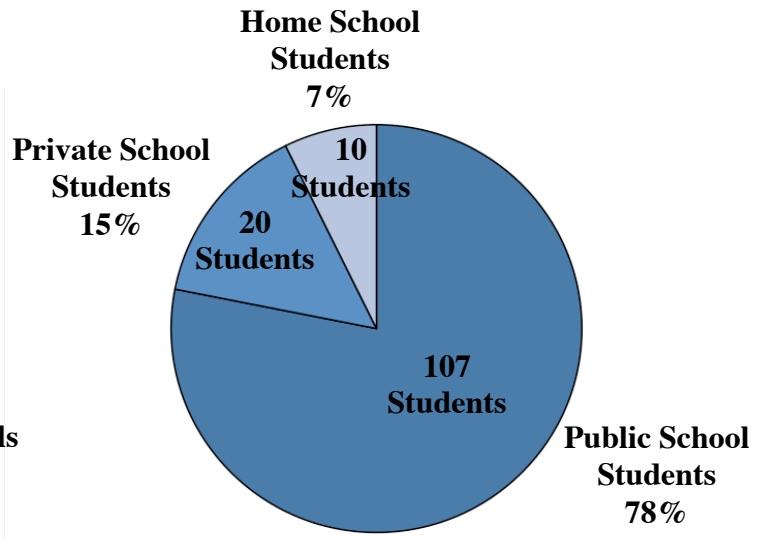
	<u>Number of Students</u>	<u>Percentage of Students</u>
Durham Academy	8	6%
Lower School = 2		
Middle School = 2		
Upper School = 4		
Home School	10	7%
Carolina Friends	4	3%
Trinity School	3	2%
Immaculata Catholic School	2	1.5%
Camelot Academy	1	1%
Cresset Christian Academy	1	1%
Montessori Children's House of Durham	1	1%

**SCHOOLS**



Hill Center students come from 53 different schools

**STUDENTS**



8 Hill Center students attend Durham Academy